

Height Adjustable Tables



LAZER EDGE

artopex®

Raising health and productivity

The health and productivity benefits that often result from varying work postures between sitting and standing are well established, and there is a tangible commitment by companies to a culture that promotes the well-being of their employees.

This adjustable table model benefits from an electrical system with two or three motors, depending on the configuration, so that height adjustment is quick, precise, and quiet. Three different heights can be programmed into memory.

Benefits of the adjustable table on productivity and well-being



Increases energy

Varying positions throughout the day naturally increases energy levels. Some studies also demonstrate positive effects on mood.

.....



Stimulates concentration and productivity

Working in the standing position keeps you alert and improves concentration, helping to maintain and even increase productivity.

.....



Improves posture

Working in the correct standing position helps to improve posture which can reduce muscular and skeletal system problems.

.....



Good for the heart

Several studies show the positive impact of varying positions on different health issues such as cholesterol, type 2 diabetes and weight management.





Surface
Table surface available in all Artopex laminate colors.

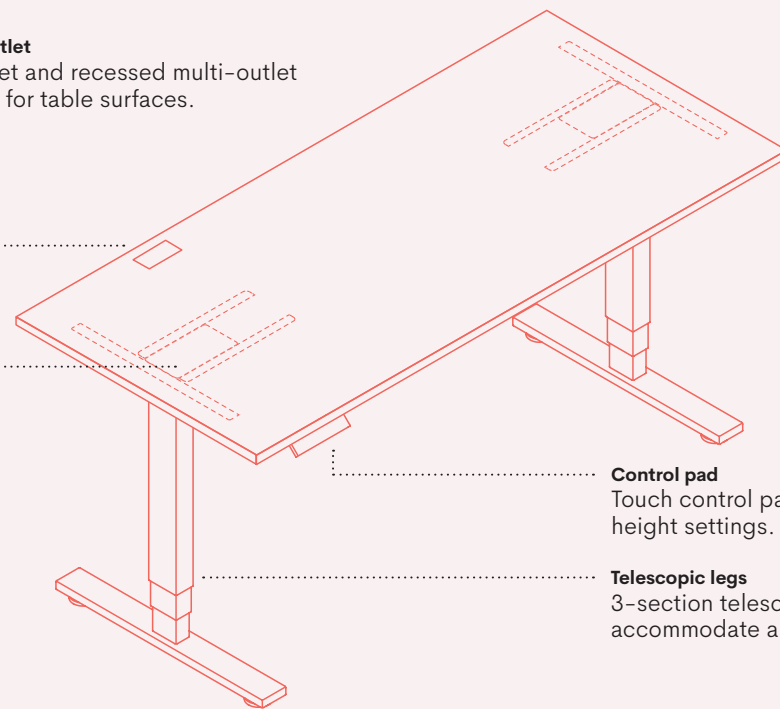
Footing
Short footing available, sold separately.

Leg
Available in 3 colors.



Motors
Two or three quiet start motors integrated into the legs for quick height adjustment.

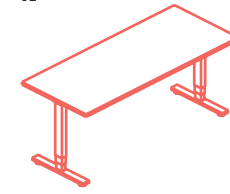
Multi-outlet
Grommet and recessed multi-outlet options for table surfaces.



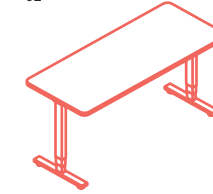
Control pad
Touch control pad with 3 programmable height settings.

Telescopic legs
3-section telescopic legs to accommodate a wider range of users.

01

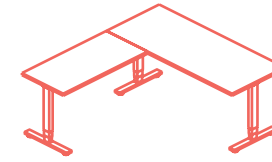


02

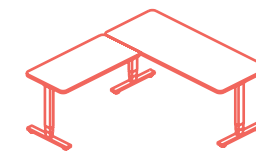


- 01. Rectangular table
- 02. Rectangular table, round corners

03

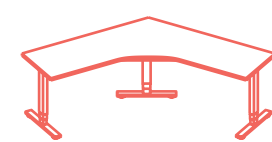


04

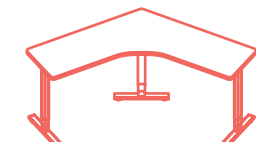


- 03. 90° corner table + two rectangular surfaces + reversible
- 04. 90° corner table, round corners + two rectangular surfaces + reversible

05

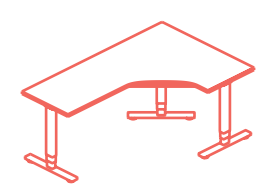


06

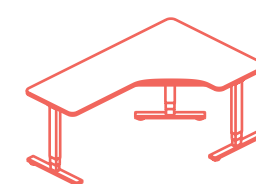


- 05. 120° corner table + curved interior access
- 06. 120° corner table, round corners + curved interior access

07



08



- 07. 90° corner table, right or left + curved interior access + available extension
- 08. 90° corner table, right or left, round corners, + curved interior access + available extension

Features	Work surface depths Adjustment range Adjustment speed Weight capacity Touch control pad	23" or 29" 24 1/2" to 50" 1 1/2" per second 320 lbs, 2 legs 385 lbs, 3 legs 3 programmable height settings
----------	--	---

Integration in an open space

Adjustable table covers allow you to customize the style of your desk by adding one or two modesty panels, storage, or leg holsters. Adjustable tables are perfect for both a private space and an open space with shared tables.



Adjustable table, built-in leg in Ginger Root laminate, Axel tile system in Ginger Root laminate and frosted glass.

Sets of adjustable table covers



Adjustable table with modesty for leg boxes.



Adjustable table with modesty fixed to leg cover boxes and surface mounted modesty.



Adjustable table with bookcase type storage, built-in leg and surface mounted modesty.



Adjustable table with bookcase type storage, built-in leg, surface mounted modesty and leg cover.



Leg cover with a removable door on the outside that allows an easy installation of the height adjustable table leg.

Keeping healthy habits in an open space

In an open space, the height adjustable tables can be combined by integrating power solutions from the Axel or Air Line collections. The adjustable tables and their integrated accessories offer everything you need to create work environments that can promote both concentration and collaboration while maintaining a healthy lifestyle.



