



spec™

**TAILOR**

Experience Simplicity





## Tailor Your Space

Inspired by the aesthetic and comfort of residential furniture, the Tailor collection is engineered and manufactured to achieve the resilience needed for spaces buzzing with activity. This seating series is well suited for everything from high-end corporate lobbies and collaborative office spaces to healthcare-focused lounges and waiting areas.

Create stunning environments with Tailor Freestanding designs or connect any number of versatile Tailor Modular configurations to meet a specific seating need. All products in the Tailor series are made to last—with weight load capacities starting at 500 lbs. The collection is complete with Tailor Booth and Bench designs, providing you with additional seating options for a diverse and welcoming environment.

**Three-Seater** Upholstery: Momentum, Faux Felt, Berry; Frame: Silver. **Freestanding Single Seat** Upholstery: Momentum, Faux Felt, Stone; Frame: Silver.  
**Modular Single Seat** Upholstery: Momentum, Faux Felt, Lagoon; Frame: Silver. **Highback Booth** Upholstery: Momentum, Silica, Petunia; Frame: Silver. **Table** Top: Wilsonart, Landmark Wood; Frame: Silver.  
**Freestanding (Front Cover)** Upholstery: Mayer, Variant, Barn Red; Frame: RAL 7012. **Drum Table** Wilsonart, Walnut Heights.

Nightingale  
Awards







**Freestanding Single Seat and Three-Seater** Upholstery: Momentum, Silica, Cumulus; Frame: Silver.  
**Freestanding Table** Top: Wilsonart, Studio Teak; Frame: Silver.



An optional 1" gap creates a clean out between the arm and the seat.



The separated seat and back make for easy maintenance.



Wood or polyurethane arm caps assist with moving in and out of the chair—and can be specified to increase durability.



A standard wall-saving frame protects walls and chairs from wear and tear.

## Suited by Design

Tailor's elegant linear frame and standard tapered arms are balanced by a soft, contoured back. The Freestanding models include single, bariatric, and two- or three-seat sofas, ensuring design continuity throughout your space.

## Fitting Tables

Square and rectangular occasional tables seamlessly complement one another and are available in open or fully closed designs. A power module can be specified on closed table designs so you can be productive even while you lounge.



**Two-Seater** Upholstery: Maharam, Mode, Machine; Frame: RAL 9001. **Single Seat** Upholstery: Maharam, Mode, Ominous; Frame: RAL 9001.  
**Table** Top (Darker Color): Wilsonart, Light Oak Ply; Top (Lighter Color): Wilsonart, Linen; Frame: RAL 9001.




## Made to Measure

In one simple step, users can link or unlink any two Tailor Modular units, meaning inspiring layouts can be made to fit into every space in a matter of minutes. Connect single, bariatric, two- and three-seat models and tables for configurations tailored to every walk of life!



Separate seats and backs are standard. An optional 1" gap creates a clean out between the arm and the seat, for all-around cleaning access.



A wall-saving frame assists with maintenance.



A tapered end arm is standard at the end of the layout run.



A straight connecting arm is used for seat-to-seat and seat-to-table connections.



**Two-Seater and Bench** Seat Upholstery: Maharam, Mode, Machine; Back Upholstery: Maharam, Mode, Goldenrod; Frame: Silver.  
**Three-Seater** Upholstery: Maharam, Mode, Intaglio; Frame: Silver.  
**Table** Laminate: Wilsonart, Designer White.



## Adaptable Design

Built with the needs of fast-paced healthcare environments in mind, Tailor's adaptable design can fit into sprawling lobbies or spaces with a smaller footprint. Specify wood or polyurethane arm caps for added durability.



**Modular Upholstery:** Momentum, Silica, Tropic; **Frame:** Silver.  
**Modular Table Laminate:** Wilsonart, Studio Teak.



**Modular Seat Upholstery:** Momentum, Beeline, Geyser; **Arm and Back Upholstery:** Maharam, Limn, Sleek; **Frame:** Silver; **Arm Caps:** Custom Zebra Veneer Stained to Match, Wilsonart 7949-K 18.  
**Tables Laminate:** Custom Zebra Veneer Stained to Match, Wilsonart 7949-K 18.



Tailor makes modification easy! For a seat-to-seat or seat-to-table connection, use the ganging plate provided with each modular unit. The configuration options are endless.



## A Creative Solution for Modern Workspaces

The casual atmosphere of a traditional North American diner can enliven your workspace with Spec's Tailor Booth. Typically used in cafeteria settings, these booth and wall-adjacent seating solutions are increasingly finding their way into modern collaborative spaces. Available in midback or highback models, the latter is recommended for spaces where privacy and reduced background noise are key.



**Highback Booth** Upholstery: Momentum, Cover Cloth, Electric; Frame: Silver.  
**Tailor Table** Top: Wilsonart, Landmark Wood; Frame: Silver.



**Midback Booth** Upholstery: Momentum, Cover Cloth, Cyan; Frame: RAL 7021.  
**Booth Table** Top: Wilsonart, Landmark Wood; Frame: RAL 7021.




A clean out between the seat and back is standard.



Tailor Booth Tables are available with either square or rectangular metal bases, and they sit flush with Tailor's two- and three-seat Booth designs.



Seat upholstery is sewn together for easier maintenance. Individually sewn seat upholstery is also available upon request.



For a true back-to-back fit, a non-wall-saving frame comes standard.



## Support the Sidelines

Tailor Bench integrates seamlessly with the entire Tailor seating and table lineup. Our benches make for comfortable ancillary seating in lounge areas, corporate receptions or hallways.



**Modular Three-Seater and Bench** Upholstery: Momentum, Faux Mo, Marine; Frame: Silver.  
**Table Top:** Wilsonart, Landmark Wood; Frame: Silver.



**Bench** Upholstery: Momentum, Silica, Cumulus; Frame: Silver.



The standard non-wall-saving frame is appropriate for standalone placements.



Seat upholstery is sewn together to eliminate gaps between seats.



Tailor Freestanding



9101M 9101M-NA 9102M 9102M-NA 9101G



9103M 9103M-NA



91ETC 91ETO 91REC 91REOS 91REOB

Tailor Booth



9102MB 9102HB 9103MB 9103HB TBT

Tailor Bench



9101B 9102B 9103B

Tailor HD



Please see our Behavioral Health brochure for the Tailor Heavy Duty Collection

Tailor Modular



9101MC 9101MC-NA 9101MC-L 9101MC-R 9101GC



9102MC 9102MC-NA 9102MC-L 9102MC-R



9103MC 9103MC-NA 9103MC-L 9103MC-R



91STC-24X12 91STO-24X12 91STC-24X24 91STO-24X24 91ERB 91HM



91ERC-24X12 91ERO-24X12 91ERC-24X24 91ERO-24X24 91RC45 91RC



# Make It Your Own

Tailor it to your needs—we encourage custom orders! In addition to a complete line of standard products and finishes, we offer the ability to customize tables, seating and more. Can't find what you are looking for? Just ask us!

## Polyurethane Arm Cap Finishes

Three polyurethane arm caps are available.




## Cove Mini Power Module

Either on occasional tables or centered on the front of seats, the Cove Mini Power Modules are available in Black, Silver or Gloss White.



## Wood Arm Cap Finishes

Optional wood arm caps are available in nine standard stains. Stain-to-match is available at **no upcharge**.




## Metal Finishes

Frames can be finished in 76 Spectone colors from our line of powder epoxy coatings, including five textured finishes.



## Laminates

Select from our 15 standard laminates or choose from any standard Wilsonart, Nevamar, Formica, Arborite and Pionite laminates at **no upcharge!**



Tel: 416 246 5550  
Fax: 416 246 5549

Toll Free: 1 888 761 7732  
specit@specfurniture.com

[specfurniture.com](http://specfurniture.com)





A modern office lobby with a polished floor and a wall of horizontal slats. In the foreground, a blue modular sofa is arranged in a curved shape. In the background, another blue modular sofa is arranged in a different curved shape, with a small round wooden table in front of it. To the left, three white planters with green plants are visible. On the right, a glass entrance with a revolving door is shown, leading outside to a parking area with cars and trees.

spec™

# TAILOR SERPENTINE MODULAR

Go with the Flow



# Tailor Serpentine Curves Ahead

Tailor Serpentine complements the Tailor lounge seating collection with three new curvy designs: Inside Curve chair, Outside Curve chair, and Bench. Working seamlessly with the Tailor Modular line, these new seating solutions give specifiers the freedom to design creative, yet practical seating solutions.



## STATEMENT OF LINE



Inside Curve chair




Outside Curve chair



Bench

## Polyurethane Arm Cap Finishes

Optional polyurethane arm caps are available in three colors.



## Wood Arm Cap Finishes

Optional arm caps are available in nine standard wood stains. Stain-to-match is available at no upcharge.



## Metal Finishes

Frames can be finishes in 76 Spectone colors from our line of powder epoxy coatings, including five textured finishes.



Tel: 416 246 5550  
Fax: 416 246 5549

Toll Free: 1 888 761 7732  
specit@specfurniture.com

